


Welcome to the
final year of
the Foundation
Stage





Amber Class

Teacher - Mrs Lewis

Teaching Assistant - Mrs. Nichols

Nursery Nurse - Miss Cherry

A Partnership



What you can expect from us?

Keep your child safe, respected and cared for.

To know and understand your individual child. Meet their needs, developing the whole child.

High expectations of behaviour and progress. Golden Rules.

Keeping you up to date with your child's progress.

For your child to enjoy school and love learning.

What we expect?

Children in school and collected from school on time.

Children to be prepared for the day ahead.

Look in your child's book bag daily and read the letters.

To come along to parent information meetings/events.

For you to read to and hear your child read daily.

Name all clothing!





Separation Anxiety



- It's a long day for both of you!
- Be confident, don't let your child see that you are anxious/upset.
- Make sure you say goodbye (don't sneak off) and reassure them that you/who will come back.
- The longer it takes, the worse it is.
- Children do not cry for long...promise.
- We would always ring you if we could not settle your child.
- Make sure you tell us when something 'different' has happened.

What will my child need?

Blue sweatshirt/cardigan

White polo shirt

Grey trousers/skirts/shorts

Summer dresses

Sensible/appropriate shoes

Book bag/Reading book and Reading Record

Water bottle

PE Kit - black shorts, white t-shirt

Wellies - to be kept in school

Spare clothing (full including underwear)

Long hair should be tied up

Medicine

Free School meals for EVERYONE - please complete form!

Coat/sun hat etc. as appropriate for the weather

Uniform available to order from the office.

Second hand uniform available to buy from school.



A Typical School Day

8:00 - Breakfast Club

8:45 - Day starts, organise book bag, snack etc..

8:55 - Registration (after this you are late)

Child led activities alongside formal learning

12:00 - Lunch in the hall followed by playtime on the playground/field

1.20 - Register

Child led activities alongside formal learning

3:30 - Home time. (After this you are late)

3:30 - After School Club



Learning



'Play is essential for children's development, building their confidence as they learn to explore, to think about problems, and relate to others. Children learn by leading their own play, and by taking part in play which is guided by adults.'

EYFS statutory Framework 2012.



- Our beliefs and ideals in the EYFS are based on research.
- children learn best when engaged in purposeful play
- children learn best when following their own interests
- children learn best when there are high levels of engagement and well being
- developing independent learners gives children essential skills for life

Should we allow the children to take risks?



If we are not careful, concerns about safety can get in the way of every child's fundamental right and need to 'play'.

In 2002, *Managing Risk in Play Provision: A Position Statement*, produced by the Play Safety Forum said:

All children both need and want to take risks in order to explore limits, venture into new experiences and develop their capacities, from a very young age and from their earliest play experiences. Children would never learn to walk, climb stairs or ride a bicycle unless they were strongly motivated to respond to challenges involving a risk of injury.

As they grow and develop there are going to be times when they will have to make choices about what is safe to attempt and what is not. How can they ever do this confidently if they have never experienced acceptable levels of risk upon which to test their judgements?

Messy play allows children to ...
build, imagine, experience, investigate,
explore, create, observe, predict &
use the senses.

Best of all ...
it's
heaps of

fun!

www.StoriesAndChildren.com



We provide opportunities for the children to explore the world around them and allow them to take control of these experiences. The learning is in the process of what they are creating and investigating, not the end product.

More Formal Learning

Daily Phonics - Sounds-Write

Daily Maths



Objective led planning - supported your child to learn whilst they are playing.

Weekly PE, table top games, circle time

Throughout the week - Stories, singing

Independent/Paired Reading

Look out for sessions to help you to support your child further.



Important Dates (Provisional)

- Weeks beginning 7/9/20 and some of 14/9/20 – appointments for children to come and visit the classroom and meet the staff whilst maintaining social distancing.
- Week beginning 21/9/20 part time hours
- Week beginning 28/9/20 full time 8.45-3.30pm

Informal appointments (Week beginning 7/9/20)

What to expect -

- You will stay for the session with your child
- The classroom will be set out with limited play activities.
- It will provide an opportunity for you and your child to familiarise yourselves with the classroom.
- It will allow your child a chance to get to know the adults they will be working with and for us to get to know your child.
- It will give us an opportunity to get to know each other and for you to ask any questions you might have.

How can you help now?

- Bring them to the appointment in September to look at their classroom.
- Take a photograph or create a picture that we can display in the classroom when the children start school. You can bring these to the September appointment.
- Walk to the school so they can see where it is even if they cannot come in yet.
- Involve your child in buying uniform, lunch box, shoes etc..
- Reassure them that they can tell the staff anything and they will help.
- Talk about the school's golden rules.
- Make sure you know where to drop off and collect before the big day.
- Label all their things and show them where the label is/what it looks like so they know what to look for.
- Teach them to go to the toilet independently and wipe.
- Teach them to dress and undress themselves. Please think about the fastening on clothing when you get it and make sure the children know how to fasten and unfasten things.
- Fill in and return the free school meals form - more funding

- Have conversations with your child. This may sound obvious but it is probably the most valuable thing you can do.
- Read stories together every day. Look at the pictures and talk about the story.
- Sing songs and nursery rhymes, including number rhymes. Make up your own rhymes using your child's name.
- Get out and about and have fun!
- If you start the alphabet or name writing make sure it is sounds not names and lower case letters, not capitals! (a - "ah" not "ay" and a not A.)
- Draw lines from top to bottom, circles starting from the top in anti-clockwise direction.
- Counting as you do things, looking at numbers in the environment.

Thank you for coming

Any Questions?

Feedback is Welcomed

We look forward to working with you in September

